



ALL SAINTS' HIGH SCHOOL

GUNFOUNDRY, HYDERABAD - 1

SUMMER VACATION!

The Summer holidays are a time for relaxation, fun and learning! To keep your minds engaged and skills sharp, we have designed meaningful and creative holiday homework for you.





CLASS 2 ENGLISH

1. Handwriting: Daily write one page of each Proverb given, neatly in cursive handwriting (For 15 days) in a four ruled book.

PROVERBS

1. Cleanliness is next to godliness.
2. Beauty is in the eye of the beholder.
3. An idle mind is a devil's workshop.
4. Where there's smoke, there's fire.
5. Blood is thicker than water.
6. May hay while the Sun shines.
7. Self help is the best help.
8. A bird in the hand is worth two in the bush.
9. It's never too late to mend.
10. Birds of a feather flock together.
11. All that glitters is not gold.
12. Don't cry over spilled milk.
13. Jack of all trades, master of none.
14. Every cloud has a silver lining.
15. Politeness costs little, but yields much.



2. Learn and write the spellings of 15 given words. Write each word 5 times in the four ruled book.



1. Adventure
2. Gigantic
3. Curious
4. Discover
5. Treasure
6. Journey
7. Brave
8. Unique
9. Amazing
10. Peaceful
11. Whistle
12. Protect
13. Wonder
14. Whisper
15. Explore


3. Picture Word Book: Choose a new word each day and write down its meaning and opposite. Draw, colour or paste an image related to the word. (For 20 days). To be done in a creative way in the four ruled book.

4. Watch the video of the cartoon story given and write 5 sentences about the character you like the most. Draw and colour your favourite character in the story.

CARTOON STORY LINK https://youtu.be/X4o5_8cEAHs?si=6Z4pQFG6gnvFz3zC

5. Learn to narrate the cartoon video story you watched, in your own words, when school reopens in June.

Note: All the written work to be done in 200 pages four ruled book.





HINDI I - LANGUAGE

अ
आ

1. Learn वर्णमाला and मात्राएँ and write one time.

2. Learn and write बारहखड़ी (प to श्र) one time.

3. Read and write 2 words of each मात्रा and paste their pictures.

4. Paste a picture of your favourite festival and write five sentences about it.

5. Read one paragraph every day from your Hindi Reader.

Note:

A. Holiday H.W should be done by the student on A4 size ruled papers.

B. Dictation and Reading test will be conducted after the school reopens.

C. Marks will be allotted for FA - I parameters for the next academic year.



TELUGU I - LANGUAGE

అ ప్రాజెక్టు

- * వర్ణమాల (అ to ఐ) 1 time
- * గుణింతపు గుర్తులు (అ-✓ to అః-ః) 1 time
- * ఒత్తులు (క్క to ఐ-ఐ) 1 time
- * ఏదైనా ఒక చిత్రాన్ని గీసి దానిని గురించి 5 వాక్యాలు రాయండి.



NOTE: All the exercises to be done on A4 size papers.

- Written test will be conducted in reading, hand writing and dictation after the school reopens.
- Marks will be added for FA-I parameters for the next academic year 2025-2026.
- Holiday home work should be done by the student.

అ



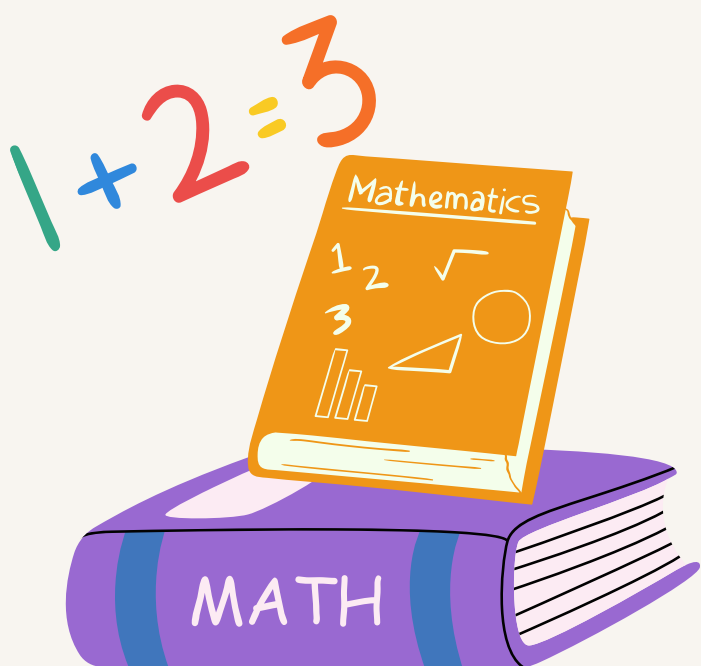



MATHEMATICS



INSTRUCTIONS:

1. Holiday H.W should be done only by the students.
2. Daily read numbers, number names and tables.
3. Take the printouts of the worksheets and complete it.
4. Make another set of worksheets and solve it on A 4 size sheets with your own numbers.
5. Holiday H.W should be submitted on the reopening day.





Complete the following sums;

1. How many beach balls are there?



2. 4 less than 27 is _____

3. Put the following numbers in order, starting with the largest:

23 15 20 13 16

_____, _____, _____, _____, _____

4. If Max is 9 years old.
Tom is 6 years older. How old is Tom?

5. $7 + 7 + 3 =$ _____

6. Fill in the missing numbers:

10, _____, 6, 4, _____

7. $10 + 10 =$ _____

8. What number comes before 35?

9. Circle the smallest number:


10 13 8

10. Circle the biggest number:

18 9 15

11. 5 more than 13 is _____

12. 3 less than 19 is _____

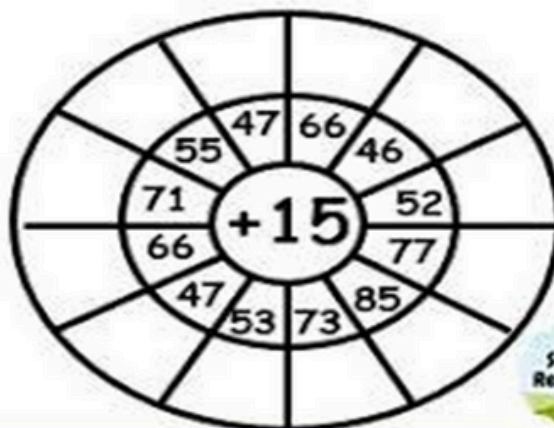
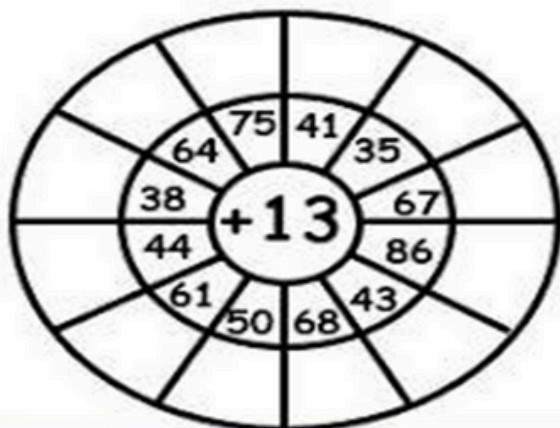
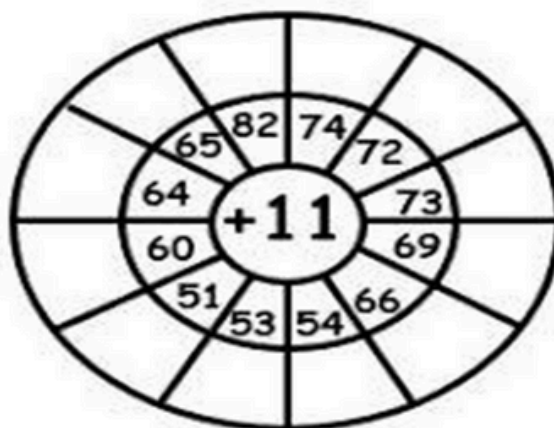
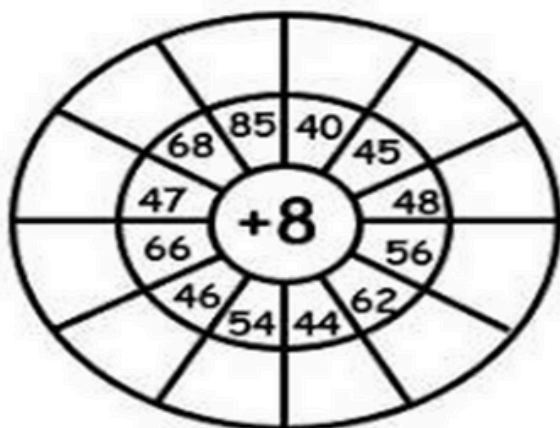
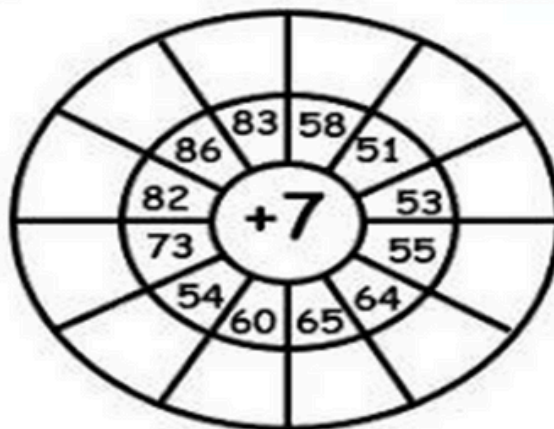
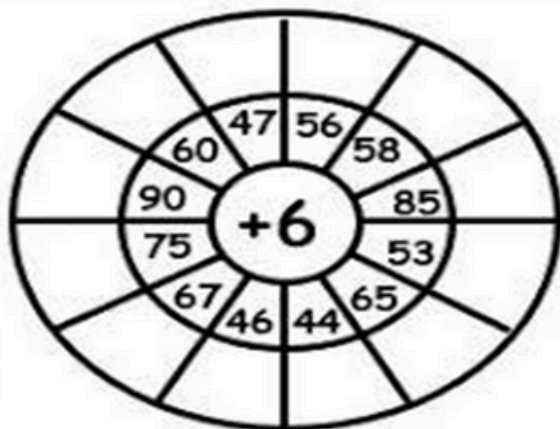



Name: _____

Mental Maths



Complete the number wheels.





26	+		=	51
----	---	--	---	----

	+	72	=	
--	---	----	---	--

	+
--	---

+	
---	--

	+	32	=	
--	---	----	---	--

66	+	47	=	
----	---	----	---	--

	=
--	---

=	
---	--

23	+	98	=	
----	---	----	---	--

	+	78	=	
--	---	----	---	--

	+	65	=	89
--	---	----	---	----

+		+
---	--	---

+	
---	--

35	+
----	---

92	
----	--

=		=
---	--	---

	=
--	---

57	147
----	-----

	+		=	140
--	---	--	---	-----

Fill in the missing digits.

	Tens	Ones
	7	6
-	2	5
=	5	1

	Tens	Ones
	5	5
-		2
=	4	3

	Tens	Ones
		7
-	1	5
=	7	

	Tens	Ones
	5	7
-	1	
=		4


	Tens	Ones
		9
-		5
=	9	

	Tens	Ones
		6
-	6	
=	2	6

	Tens	Ones
		5
-	2	4
=	3	

	Tens	Ones
	9	
-		1
=	6	8

	Tens	Ones
	3	8
-	1	
=		4





Complete these wheels using Multiplication tables



Mixed Operations: Math Crossword Puzzle



Fill in the blanks of the crossword puzzle to make the equations true.

12 + [] = 36

[] ÷ [] = []

[] - [] = 4

[] × [] = []

[] ÷ [] = []

[] × 5 = []

56 = []

20 - [] = 11

[] + [] × [] = []

84 ÷ [] = []


[] = []

63 - [] = []

[] + 23 = []

[] × 13 = []

[] = []

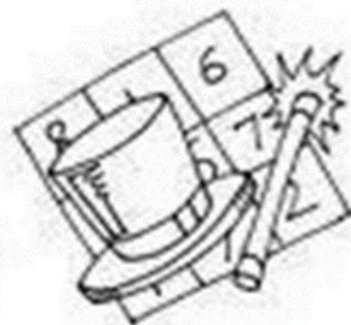


3+3

4x4 Magic Square Puzzles!

A magic square is made up of numbers arranged so that the numbers in each row, column and diagonal produce an equivalent sum. This sum is called the "magic number."

Below you will find a set of 4x4 magic number puzzles. Fill in the missing blanks to solve the puzzle for the given magic number.



Magic Number: 68

		4	
16	20		10
	12	14	
2		28	

Magic Number: 34

13			1
3			15
		7	
16	5		4

Magic Number: 38

2	16		5
		8	
9		12	6
	4		

Magic Number: 170

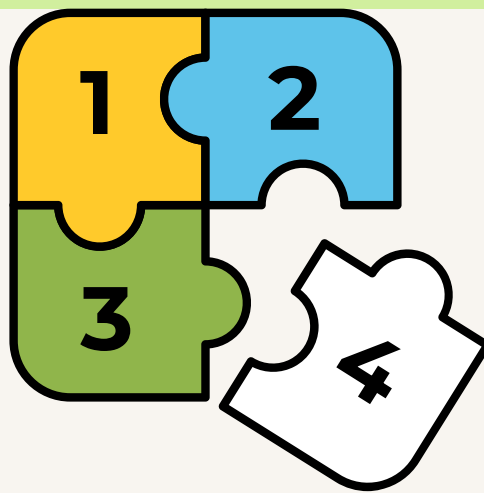
	25		20
10		35	
			75
65		60	5

Magic Number: 54

9		20	
			17
10		15	
21	7		18

Magic Number: 46

	12		19
17			5
		13	
4		11	16



7		10	32
	8	9	32
			35

32 34 33

21		15	49
	7		40
		20	50

43 43 53

7		9	23
	10		39
		13	36

32 30 37

	11		33
	14	15	39
		12	30

30 33 36

		11	31
13	15		40
19			30

31 36 32

	15		27
8		7	33
		16	39

31 36 29

EVS

1. Visit a Park or garden where you can find variety of plants.
2. Identify different types of plants:
 - a) Herbs (Small, soft, and green stems)
Ex: Mint, Tulsi
 - b) Shrubs (Medium-sized, bushy plants)
Ex: Hibiscus, Rose
 - c) Climbers (Need support to grow)
Ex: Money plant, Pea plant
 - d) Trees (Tall, with a woody trunk)
Ex: Mango, Banyan
3. Take two clear pictures of each plant category.
4. Arrange, print and paste the pictures on an A4 size paper.
Label each plant with its name and category.
5. Collect a small plant with leaves and roots, dry it in the folds of an old newspaper, paste it on an A4 size paper, label it and describe its parts.
6. Draw a plate with healthy food like fruits, vegetables, and grains.

